High Performance | High Reliability | Scalable Network Infrastructure

Hermesys®

COMMERCIAL DATA TRANSMISSION
CABLE PRODUCT CATALOG

© 2026 Hermesys. All rights reserved.

Hermesys

ABOUT HERMESYS

Hermesys builds advanced cabling and integrated technology solutions that connect industries, infrastructure, and the future.

Founded in London, Hermesys operates across geospatial mapping, satellite communication and tracking, integrated security, cable wiring systems, and specialized industrial cable manufacturing.

With R&D centres in the USA, Singapore, and China, Hermesys develops energy-efficient and environmentally responsible cabling technologies designed for demanding environments and long-term reliability.



HERMESYS CABLE & CONNECTIVITY SUB-BRANDS

Five specialized product series for telecom, data centre, industrial, and infrastructure applications.

LadonX™

- Fiber Optic Cable
- Ethernet Cable up to Cat8
- Multipair Copper Cable
- ELV Power Cable

CONVENTIONAL CABLE

ChimeraX™

- Fire Resistant Cable
- RF Cable 50Ω / 75Ω
- Industrial Data Cable
- Military Cable
- Subsea Cable
- Solar Cable

INDUSTRIAL CABLE

HydraX™

- Copper & Fiber Fittings
- Optical Transceivers
- AOC & High-Speed Cable
- Cable Closure
- Power Cable Accessories
- Cable Tray

CONNECTIVITY

CetoX™

- Data Center Rack
- PDU
- Telecom FTB / FDB
- Smart Manhole

RACK & CABINET

GryphonX™

- Micro Cable up to 864F
- Fiber Unit, 2F to 12F
- Micro Duct & Bundle Duct
- Air-Blown Accessories
- UPVC Pipe & Connector

AIR-BLOWN SYSTEM

CONTENTS

I.INDOOR FIBER OPTIC CABLE

05 Distribution Cable
07 Multi-Unit Distribution Cable

II.INDOOR/OUTDOOR FIBER OPTIC CABLE

09 Centre Uni-Tube Non-Armoured
11 Centre Uni-Tube CST Armoured
13 Stranded Loose Tube Jelly-filled Non-Armoured
15 Stranded Loose Tube Semi-dry Non-Armoured
16 Stranded Loose Tube Semi-dry APL Non-Armoured
17 Stranded Loose Tube Jelly-filled APL Non-Armoured
19 Stranded Loose Tube Semi-dry CST Armoured
20 Stranded Loose Tube Jelly-filled CST Armoured Cable

III. OUTDOOR FIBER OPTIC CABLE

21 Stranded Loose Tube Jelly-filled APL CST Armoured Double Sheath
23 Stranded Loose Tube Semi-dry APL CST Armoured Double Sheath
24 Stranded Loose Tube Semi-dry SWA Armoured Double Sheath
25 Stranded Loose Tube Semi-dry Round FRP Armoured Double Sheath

IV. FTTH DROP FIBER OPTIC CABLE

27 Flat Drop Without Messenger
29 Flat Drop Self-supporting with Messenger

V. AERIAL FIBER OPTIC CABLE

31 Figure-8 Stranded Loose Tube Semi-dry CST Armoured
33 Figure-8 Stranded Loose Tube Semi-dry Non-Armoured
35 ADSS Stranded Loose Tube Semi-dry Non-Armoured
37 ADSS Stranded Loose Tube Non-Armoured Double Sheath

VI. RIBBON FIBER OPTIC CABLE

39 Stranded Loose Tube Semi-dry APL Non-Armoured Ribbon
41 Stranded Loose Tube Non-Armoured Rollable Ribbon Cable

VII. COPPER CATEGORY DATA CABLE

45 Category 8.2 S/FTP 22AWG
47 Category 7A S/FTP 23AWG
49 Category 7 S/FTP 23AWG
51 Category 6A S/FTP, F/FTP, U/FTP, F/UTP, U/UTP & U/UTP OIT 23AWG
63 Category 6 S/FTP, U/FTP, F/UTP
69 Category 6 U/UTP (Super Flex 23AWG, 24AWG, Jelly-filled PE)
77 Category 5e F/UTP, U/UTP 24AWG

VIII. COPPER MULTI-PAIR DATA CABLE

81 Category 5e F/UTP 24AWG Multi-pair
83 Category 5e U/UTP 24AWG Multi-pair
85 Category 3 U/UTP Multi-pair
87 Telephone U/UTP Multi-pair

Hermesys

LadonX™ Distribution Cable

2–24 fibers, 900µm tight buffer structure, clean jelly-free design.



Technical Specifications

Fiber Count	2-4	6-8	12	16	24
Cable OD (Approx.)	5.0mm	6.0mm	6.5mm	7.0mm	8.5mm
Tensile Strength Short Term [*]	600N			1000N	
Tensile Strength Long Term [*]	200N			400N	
Crush Short Term [*]	1000N/100mm				
Crush Long Term [*]	300N/100mm				
Peripheral Strength Member Material	Aramid Yarn/Glass Yarn				

Product Configuration

Product P/N	Outer Sheath Material [*]	Outer Sheath Color Coding[*]	Flame Retardant Rating	LSOH	Anti-Termite & Anti-Rodent [*]
20xyy15z24	PVC	SM- Yellow OM1 / OM2-Orange OM3-Aqua OM4-Aqua / Violet OM5-Lime Green	IEC 60332-1	-	N/A
20xyy25z24	LSOH			IEC61034-2 IEC60754-1&2	
20xyy35z24	LSOH-FR		IEC 60332-1 IEC 60332-3-24		
20xyy1R5z24	OFNR		UL 1666	-	
20xyy1P5z24	OFNP		NFPA 262/UL 910	-	

x 'x' denotes fiber type

yy 'yy' denotes fiber count

zz 'zz' denotes Strength member material

[*] [*]For special requirements please contact info@hermesys.com

Applications

Designed for reliable indoor optical connections, backbone cabling, and structured network infrastructure.

- Telecom Rooms
- Data Centres
- Backbone Cabling
- FTTx Networks
- Building Infrastructure

Hermesys

LadonX™ Multi-Unit Distribution Cable



24–144 fibers, 900µm tight buffer structure, clean jelly-free design for high-density indoor use.

Hermesys

Technical Specifications

Fiber Count	24	36	48	96	144
Fiber Count per Sub-unit	12 Fibers				
Cable OD (Approx.)	15.5mm	17.0mm	18.8mm	25.8mm	28.2mm
Tensile Strength Short Term [*]	1000N	1200N	1750N	2000N	2200N
Tensile Strength Long Term [*]	400N	480N	700N	800N	880N
Crush Short Term [*]	1000N/100mm				
Crush Long Term [*]	300N/100mm				
Peripheral Strength Member Material	Aramid Yarn/Glass Yarn				
Centre Strength Member Material	FRP				

Product Configuration

Product P/N	Outer Sheath Material [*]	Outer Sheath Color Coding[*]	Flame Retardant Rating	LSOH	Anti-Termite & Anti-Rodent [*]
20xyy15z24	PVC	SM- Yellow OM1 / OM2-Orange OM3-Aqua OM4-Aqua / Violet OM5-Lime Green	IEC 60332-1	-	N/A
20xyy25z24	LSOH			IEC61034-2 IEC60754-1&2	
20xyy35z24	LSOH-FR		IEC 60332-1 IEC 60332-3-24		
20xyy1R5z24	OFNR		UL 1666	-	
20xyy1P5z24	OFNP		NFPA 262/UL 910	-	

x 'x' denotes fiber type

yy 'yy' denotes fiber count

zz 'zz' denotes Strength member material

[*] [*]For special requirements please contact info@hermesys.com

Applications

Designed for reliable indoor optical connections, backbone cabling, and structured network infrastructure.

- Telecom Rooms
- Data Centres
- Backbone Cabling
- FTTx Networks
- Building Infrastructure

Hermesys

LadonX™ Centre Uni-Tube Non-Armoured Cable

2–24 fibers, jelly-filled PBT loose tube for reliable moisture protection.



Hermesys

Technical Specifications

Fiber Count	2-12	14-24
Cable OD (Approx.)	6.6mm	8.7mm
Tensile Strength Short Term [*]	1000N	
Tensile Strength Long Term [*]	400N	
Crush Short Term [*]	1000N/100mm	
Crush Long Term [*]	300N/100mm	
Peripheral Strength Member Material	Aramid Yarn/Glass Yarn	

Product Configuration

Product P/N	Outer Sheath Material [*]	Outer Sheath Color Coding [*]	Flame Retardant Rating	LSOH	Anti-Termite & Anti-Rodent [*]
20xyy10z04	PVC	Black	IEC 60332-1	-	-
20xyy20z04	LSOH			IEC61034-2 IEC60754-1&2	-
20xyy30z04	LSOH-FR		IEC 60332-1 IEC 60332-3-24		-
20xyy30Az04	LSOH-FR				Yes (Chemical Additive)
20xyy00z04	PE		-	-	-
20xyy00Az04	PE		-	-	Yes (Chemical Additive)

x 'x' denotes fiber type

yy 'yy' denotes fiber count

zz 'zz' denotes Strength member material

[*] [*]For special requirements please contact info@hermesys.com

Applications

Built for stable signal transmission and long-term performance in demanding network environments.

- Telecom Networks
- Long-Distance Links
- Industrial Networks
- Utility & Infrastructure
- Harsh Environments

Hermesys

LadonX™ Centre Uni-Tube CST Armoured Cable

2–24 fibers, jelly-filled PBT loose tube with CST armouring for enhanced mechanical protection.



Technical Specifications

Fiber Count	2-12	14-24
Cable OD (Approx.)	9.0mm	10.0mm
Tensile Strength Short Term [*]	1200N	
Tensile Strength Long Term [*]	500N	
Crush Short Term [*]	1500N/100mm	
Crush Long Term [*]	450N/100mm	
Peripheral Strength Member Material	Aramid Yarn/Glass Yarn	

Product Configuration

Product P/N	Outer Sheath Material [*]	Outer Sheath Color Coding[*]	Flame Retardant Rating	LSOH	Anti-Termite & Anti-Rodent [*]
20xyy10z00	PVC	Black	IEC 60332-1	-	-
20xyy20z00	LSOH			IEC61034-2 IEC60754-1&2	-
20xyy30z00	LSOH-FR		IEC 60332-1 IEC 60332-3-24		-
20xyy30Az00	LSOH-FR				Yes (Chemical Additive)
20xyy00z00	PE		-	-	-
20xyy00Az00	PE		-	-	Yes (Chemical Additive)

x 'x' denotes fiber type

yy 'yy' denotes fiber count

zz 'zz' denotes Strength member material

[*] [*]For special requirements please contact info@hermesys.com

Applications

Built for stable signal transmission and long-term performance in demanding network environments.

- Telecom Networks
- Long-Distance Links
- Industrial Networks
- Utility & Infrastructure
- Harsh Environments

Hermesys

LadonX™ Stranded Loose Tube Jelly-filled Non-Armoured Cable

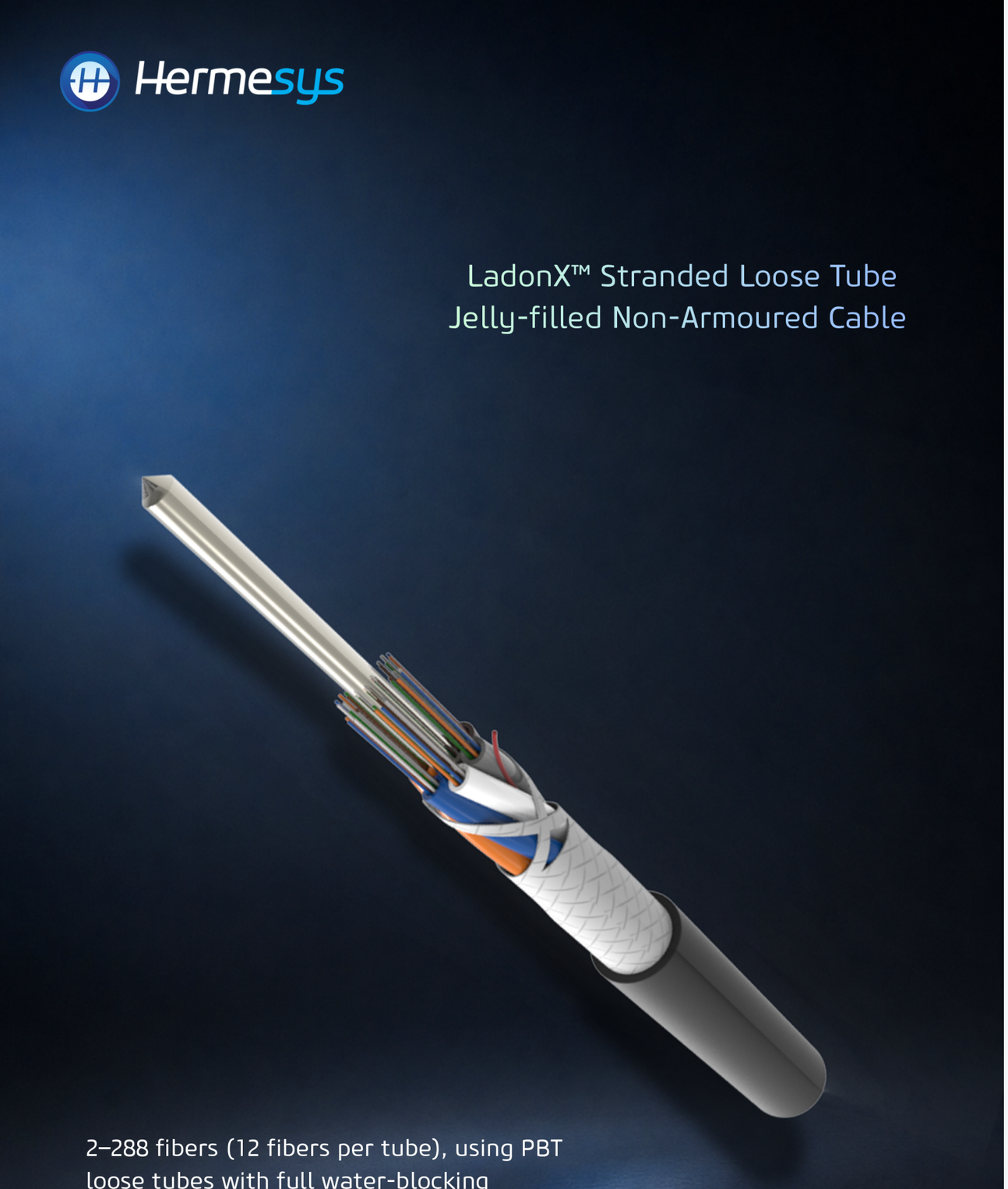

2–288 fibers (12 fibers per tube), using PBT loose tubes with full water-blocking construction for reliable moisture protection.

Technical Specifications

Fiber Count	2-36	38-72	74-96	144	192	288
Tube and Filler Count	6	6	8	12	16	24
Cable OD (Approx.)	9.6mm	10.5mm	12.0mm	15.0mm	15.8mm	17.0mm
Tensile Strength Short Term [*]	1500N					
Tensile Strength Long Term [*]	600N					
Crush Short Term [*]	1000N/100mm					
Crush Long Term [*]	300N/100mm					
Centre Strength Member Material	FRP/Steel Wire					

Product Configuration

Product P/N	Outer Sheath Material [*]	Outer Sheath Color Coding [*]	Flame Retardant Rating	LSOH	Anti-Termite & Anti-Rodent [*]
20xyy10z14	PVC	Black	IEC 60332-1	-	-
20xyy20z14	LSOH			IEC61034-2 IEC60754-1&2	-
20xyy30z14	LSOH-FR		IEC 60332-1 IEC 60332-3-24		-
20xyy30Az14	LSOH-FR				Yes (Chemical Additive)
20xyy00z14	PE		-	-	-
20xyy00Az14	PE		-	-	Yes (Chemical Additive)

x 'x' denotes fiber type

yy 'yy' denotes fiber count

zz 'zz' denotes Strength member material

[*] [*]For special requirements please contact info@hermesys.com

Applications

Built for stable signal transmission and long-term performance in demanding network environments.

- Telecom Networks
- Long-Distance Links
- Industrial Networks
- Utility & Infrastructure
- Harsh Environments

LadonX™ Stranded Loose Tube Semi-dry Non-Armoured Cable

2–288 fibers (12 fibers per tube), PBT loose tubes with full semi-dry water-blocking construction.

Technical Specifications

Fiber Count	2-36	38-72	74-96	144	192	288
Tube and Filler Count	6	6	8	12	16	24
Cable OD (Approx.)	9.5mm	10.5mm	12.3mm	14.8mm	15.7mm	16.9mm
Tensile Strength Short Term [*]	1500N					
Tensile Strength Long Term [*]	600N					
Crush Short Term [*]	1000N/100mm					
Crush Long Term [*]	300N/100mm					
Centre Strength Member Material	FRP/Steel Wire					

Product Configuration

Product P/N	Outer Sheath Material [*]	Outer Sheath Color Coding [*]	Flame Retardant Rating	LSOH	Anti-Termite & Anti-Rodent [*]
20xyy12z14	PVC	Black	IEC 60332-1	-	-
20xyy22z14	LSOH			IEC61034-2 IEC60754-1&2	-
20xyy32z14	LSOH-FR		IEC 60332-1 IEC 60332-3-24		-
20xyy32Az14	LSOH-FR				Yes (Chemical Additive)
20xyy02z14	PE		-	-	-
20xyy02Az14	PE		-	-	Yes (Chemical Additive)

x 'x' denotes fiber type
yy 'yy' denotes fiber count
zz 'zz' denotes Strength member material
[*] [*]For special requirements please contact info@hermesys.com

LadonX™ Stranded Loose Tube Semi-dry APL Non-Armoured Cable

2–288 fibers (12 fibers per tube), PBT loose tubes with full water-blocking yarn and tape, combined with an APL moisture barrier.

Technical Specifications

Fiber Count	2-36	38-72	74-96	144	192	288
Tube and Filler Count	6	6	8	12	16	24
Cable OD (Approx.)	10.0mm	11.0mm	12.8mm	15.3mm	16.2mm	17.4mm
Tensile Strength Short Term [*]	1500N					
Tensile Strength Long Term [*]	600N					
Crush Short Term [*]	1000N/100mm					
Crush Long Term [*]	300N/100mm					
Centre Strength Member Material	FRP/Steel Wire					

Product Configuration

Product P/N	Outer Sheath Material [*]	Outer Sheath Color Coding [*]	Flame Retardant Rating	LSOH	Anti-Termite & Anti-Rodent [*]
21xyy12z14	PVC	Black	IEC 60332-1	-	-
21xyy22z14	LSOH			IEC61034-2 IEC60754-1&2	-
21xyy32z14	LSOH-FR		IEC 60332-1 IEC 60332-3-24		-
21xyy32Az14	LSOH-FR				Yes (Chemical Additive)
21xyy02z14	PE		-	-	-
21xyy02Az14	PE		-	-	Yes (Chemical Additive)

x 'x' denotes fiber type
yy 'yy' denotes fiber count
zz 'zz' denotes Strength member material
[*] [*]For special requirements please contact info@hermesys.com

Hermesys

LadonX™ Stranded Loose Tube Jelly-filled APL Non-Armoured Cable

2–288 fibers
(12 fibers per tube), PBT loose tube construction with full water-blocking design and an APL moisture barrier.



Hermesys

Technical Specifications

Fiber Count	2-36	38-72	74-96	144	192	288
Tube and Filler Count	6	6	8	12	16	24
Cable OD (Approx.)	10.1mm	11.0mm	12.5mm	15.5mm	16.3mm	17.5mm
Tensile Strength Short Term [*]	1500N					
Tensile Strength Long Term [*]	600N					
Crush Short Term [*]	1000N/100mm					
Crush Long Term [*]	300N/100mm					
Centre Strength Member Material	FRP/Steel Wire					

Product Configuration

Product P/N	Outer Sheath Material [*]	Outer Sheath Color Coding [*]	Flame Retardant Rating	LSOH	Anti-Termite & Anti-Rodent [*]
21xyy10z14	PVC	Black	IEC 60332-1	-	-
21xyy20z14	LSOH			IEC61034-2 IEC60754-1&2	-
21xyy30z14	LSOH-FR		IEC 60332-1 IEC 60332-3-24		-
21xyy30Az14	LSOH-FR				Yes (Chemical Additive)
21xyy00z14	PE		-	-	-
21xyy00Az14	PE		-	-	Yes (Chemical Additive)

x 'x' denotes fiber type
yy 'yy' denotes fiber count
zz 'zz' denotes Strength member material
[*] [*]For special requirements please contact info@hermesys.com

Applications

Built for stable signal transmission and long-term performance in demanding network environments.

- Telecom Networks
- Long-Distance Links
- Industrial Networks
- Utility & Infrastructure
- Harsh Environments

LadonX™ Stranded Loose Tube Semi-dry CST Armoured Cable

2–288 fibers (12 fibers per tube), PBT loose tube construction with water-blocking yarn and tape, combined with CST armouring for enhanced mechanical protection.

Technical Specifications

Fiber Count	2-36	38-72	74-96	144	192	288
Tube and Filler Count	6	6	8	12	16	24
Cable OD (Approx.)	10.5mm	12.0mm	13.6mm	15.6mm	16.7mm	18.1mm
Tensile Strength Short Term [*]	1500N					
Tensile Strength Long Term [*]	600N					
Crush Short Term [*]	1000N/100mm					
Crush Long Term [*]	300N/100mm					
Centre Strength Member Material	FRP/Steel Wire					

Product Configuration

Product P/N	Outer Sheath Material [*]	Outer Sheath Color Coding [*]	Flame Retardant Rating	LSOH	Anti-Termite & Anti-Rodent [*]
20xyy12z10	PVC	Black	IEC 60332-1	-	-
20xyy22z10	LSOH			IEC61034-2 IEC60754-1&2	-
20xyy32z10	LSOH-FR		IEC 60332-1 IEC 60332-3-24		-
20xyy32Az10	LSOH-FR				Yes (Chemical Additive)
20xyy02z10	PE		-	-	-
20xyy02Az10	PE		-	-	Yes (Chemical Additive)

x 'x' denotes fiber type
yy 'yy' denotes fiber count
zz 'zz' denotes Strength member material
[*] [*]For special requirements please contact info@hermesys.com

LadonX™ Stranded Loose Tube Jelly-filled CST Armoured Cable

2–288 fibers (12 fibers per tube), PBT loose tube construction with full water-blocking design and CST armouring for enhanced mechanical protection.

Technical Specifications

Fiber Count	2-36	38-72	74-96	144	192	288
Tube and Filler Count	6	6	8	12	16	24
Cable OD (Approx.)	9.5mm	12.0mm	13.6mm	15.5mm	16.5mm	18.0mm
Tensile Strength Short Term [*]	1500N					
Tensile Strength Long Term [*]	600N					
Crush Short Term [*]	1000N/100mm					
Crush Long Term [*]	300N/100mm					
Centre Strength Member Material	FRP/Steel Wire					

Product Configuration

Product P/N	Outer Sheath Material [*]	Outer Sheath Color Coding [*]	Flame Retardant Rating	LSOH	Anti-Termite & Anti-Rodent [*]
20xyy10z10	PVC	Black	IEC 60332-1	-	-
20xyy20z10	LSOH			IEC61034-2 IEC60754-1&2	-
20xyy30z10	LSOH-FR		IEC 60332-1 IEC 60332-3-24		-
20xyy30Az10	LSOH-FR				Yes (Chemical Additive)
20xyy00z10	PE		-	-	-
20xyy00Az10	PE		-	-	Yes (Chemical Additive)

x 'x' denotes fiber type
yy 'yy' denotes fiber count
zz 'zz' denotes Strength member material
[*] [*]For special requirements please contact info@hermesys.com

Hermesys

LadonX™ Stranded Loose Tube Jelly-filled APL CST Armoured Double Sheath Cable



2–144 fibers (12 fibers per tube), PBT loose tube construction with full water-blocking design, APL moisture barrier, and CST armouring for reliable outdoor protection.

Technical Specifications

Fiber Count	2-36	38-72	74-96	144
Tube and Filler Count	6	6	8	12
Cable OD (Approx.)	14.5mm	15.9mm	16.9mm	19.1mm
Tensile Strength Short Term [*]	2700N			
Tensile Strength Long Term [*]	1000N			
Crush Short Term [*]	2000N/100mm			
Crush Long Term [*]	600N/100mm			
Centre Strength Member Material	FRP/Steel Wire			

Product Configuration

Product P/N	Inner & Outer Sheath Material [*]	Inner & Outer Sheath Color Coding [*]	Flame Retardant Rating	LSOH	Anti-Termite & Anti-Rodent [*]
21xyy2(2)0z10	LSOH	Black	IEC 60332-1	IEC61034-2 IEC60754-1&2	-
21xyy3(3)0z10	LSOH-FR		IEC 60332-1 IEC 60332-3-24		-
21xyy3(3)0Az10	LSOH-FR				Yes (Chemical Additive)
21xyy0(0)0z10	PE		-	-	-
21xyy0(0)0Az10	PE		-	-	Yes (Chemical Additive)

x 'x' denotes fiber type

yy 'yy' denotes fiber count

zz 'zz' denotes Strength member material

[*] [*]For special requirements please contact info@hermesys.com

Applications

Built for stable signal transmission and long-term performance in demanding network environments.

- Telecom Networks
- Long-Distance Links
- Industrial Networks
- Utility & Infrastructure
- Harsh Environments

LadonX™ Stranded Loose Tube Semi-dry APL CST Armoured Double Sheath Cable

2–144 fibers, PBT loose tube construction with semi-dry water-blocking design, APL moisture barrier, CST armouring, and double sheath for strong mechanical protection.

Technical Specifications

Fiber Count	2-36	38-72	74-96	144
Tube and Filler Count	6	6	8	12
Cable OD (Approx.)	14.2mm	15.6mm	16.6mm	18.8mm
Tensile Strength Short Term [*]	2700N			
Tensile Strength Long Term [*]	1000N			
Crush Short Term [*]	2000N/100mm			
Crush Long Term [*]	600N/100mm			
Centre Strength Member Material	FRP/Steel Wire			

Product Configuration

Product P/N	Inner & Outer Sheath Material [*]	Inner & Outer Sheath Color Coding [*]	Flame Retardant Rating	LSOH	Anti-Termite & Anti-Rodent [*]
21xyy2(2)2z10	LSOH	Black	IEC 60332-1	IEC61034-2 IEC60754-1&2	-
21xyy3(3)2z10	LSOH-FR		IEC 60332-1 IEC 60332-3-24		-
21xyy3(3)2Az10	LSOH-FR				Yes (Chemical Additive)
21xyy0(0)2z10	PE		-	-	-
21xyy0(0)2Az10	PE		-	-	Yes (Chemical Additive)

x 'x' denotes fiber type
yy 'yy' denotes fiber count
zz 'zz' denotes Strength member material
[*] [*]For special requirements please contact info@hermesys.com

LadonX™ Stranded Loose Tube Semi-dry SWA Armoured Double Sheath Cable

2–144 fibers (12 fibers per tube), PBT loose tube construction with full water-blocking design and SWA armouring for reliable outdoor protection.

Technical Specifications

Fiber Count	2-36	38-72	74-96	144
Tube and Filler Count	6	6	8	12
Cable OD (Approx.)	15.9mm	17.3mm	18.3mm	20.5mm
Armor OD (Approx.) [*]	0.9mm			
Tensile Strength Short Term [*]	5000N			
Tensile Strength Long Term [*]	2000N			
Crush Short Term [*]	3000N/100mm			
Crush Long Term [*]	900N/100mm			
Centre Strength Member Material	FRP/Steel Wire			

Product Configuration

Product P/N	Inner & Outer Sheath Material [*]	Inner & Outer Sheath Color Coding [*]	Flame Retardant Rating	LSOH	Anti-Termite & Anti-Rodent [*]
21xyy2(2)0z12	LSOH	Black	IEC 60332-1	IEC61034-2 IEC60754-1&2	-
21xyy3(3)0z12	LSOH-FR		IEC 60332-1 IEC 60332-3-24		-
21xyy3(3)0Az12	LSOH-FR				Yes (Chemical Additive)
21xyy0(0)0z12	PE		-	-	-
21xyy0(0)0Az12	PE		-	-	Yes (Chemical Additive)

x 'x' denotes fiber type
yy 'yy' denotes fiber count
zz 'zz' denotes Strength member material
[*] [*]For special requirements please contact info@hermesys.com

Hermesys

LadonX™ Stranded Loose Tube Semi-dry Round FRP Armoured Double Sheath Cable

2–144 fibers (12 fibers per tube), PBT loose tube construction with jelly-filled tubes, semi-dry water-blocking design, and non-metallic round FRP armouring.



Technical Specifications

Fiber Count	2-36	38-72	74-96	144
Tube and Filler Count	6	6	8	12
Cable OD (Approx.)	17.1mm	18.5mm	19.5mm	21.7mm
Armor OD (Approx.) [*]	1.5mm			
Tensile Strength Short Term [*]	3000N			
Tensile Strength Long Term [*]	1200N			
Crush Short Term [*]	2500N/100mm			
Crush Long Term [*]	750N/100mm			
Centre Strength Member Material	FRP/Steel Wire			

Product Configuration

Product P/N	Inner & Outer Sheath Material [*]	Inner & Outer Sheath Color Coding [*]	Flame Retardant Rating	LSOH	Anti-Termite & Anti-Rodent [*]
20xyy2(2)0z13	LSOH	Black	IEC 60332-1	IEC61034-2 IEC60754-1&2	-
20xyy3(3)0z13	LSOH-FR		IEC 60332-1 IEC 60332-3-24		-
21xyy3(3)0Az13	LSOH-FR				Yes (Chemical Additive)
21xyy0(0)0z13	PE		-	-	-
21xyy0(0)0Az13	PE		-	-	Yes (Chemical Additive)

x 'x' denotes fiber type

yy 'yy' denotes fiber count

zz 'zz' denotes Strength member material

[*] [*]For special requirements please contact info@hermesys.com

Applications

Built for stable signal transmission and long-term performance in demanding network environments.

- Telecom Networks
- Long-Distance Links
- Industrial Networks
- Utility & Infrastructure
- Harsh Environments

Hermesys

LadonX™ FTTH Flat Drop Cable without Messenger



1/2/4 fibers, flat drop cable construction without messenger wire, available with FRP or steel wire strength members for reliable FTTH drop installation.

Technical Specifications

Fiber Count	1/2/4	
Cable OD (Approx.)	2.0*3.0mm	
Tensile Strength Short Term [*]	80N (FRP)	200N (Steel Wire)
Tensile Strength Long Term [*]	40N (FRP)	100N (Steel Wire)
Crush Short Term [*]	1000N/100mm	
Crush Long Term [*]	300N/100mm	
Parallel Tensile Strength Member Material	FRP/Steel Wire	

Product Configuration

Product P/N	Outer Sheath Material [*]	Outer Sheath Color Coding [*]	Flame Retardant Rating	LSOH	Anti-Termite & Anti-Rodent [*]
20xyy15z34	PVC	Black	IEC 60332-1	-	-
20xyy25z34	LSOH			IEC61034-2 IEC60754-1&2	-

x 'x' denotes fiber type

yy 'yy' denotes fiber count

zz 'zz' denotes Strength member material

[*] [*]For special requirements please contact info@hermesys.com

Applications

Built for stable signal transmission and reliable FTTH drop installation in access and last-mile networks.

- FTTH Access Networks
- Residential Buildings
- Indoor Drop Installation
- Last-Mile Connection
- Telecom Distribution

Hermesys

LadonX™ Flat Drop Self-supporting with Messenger

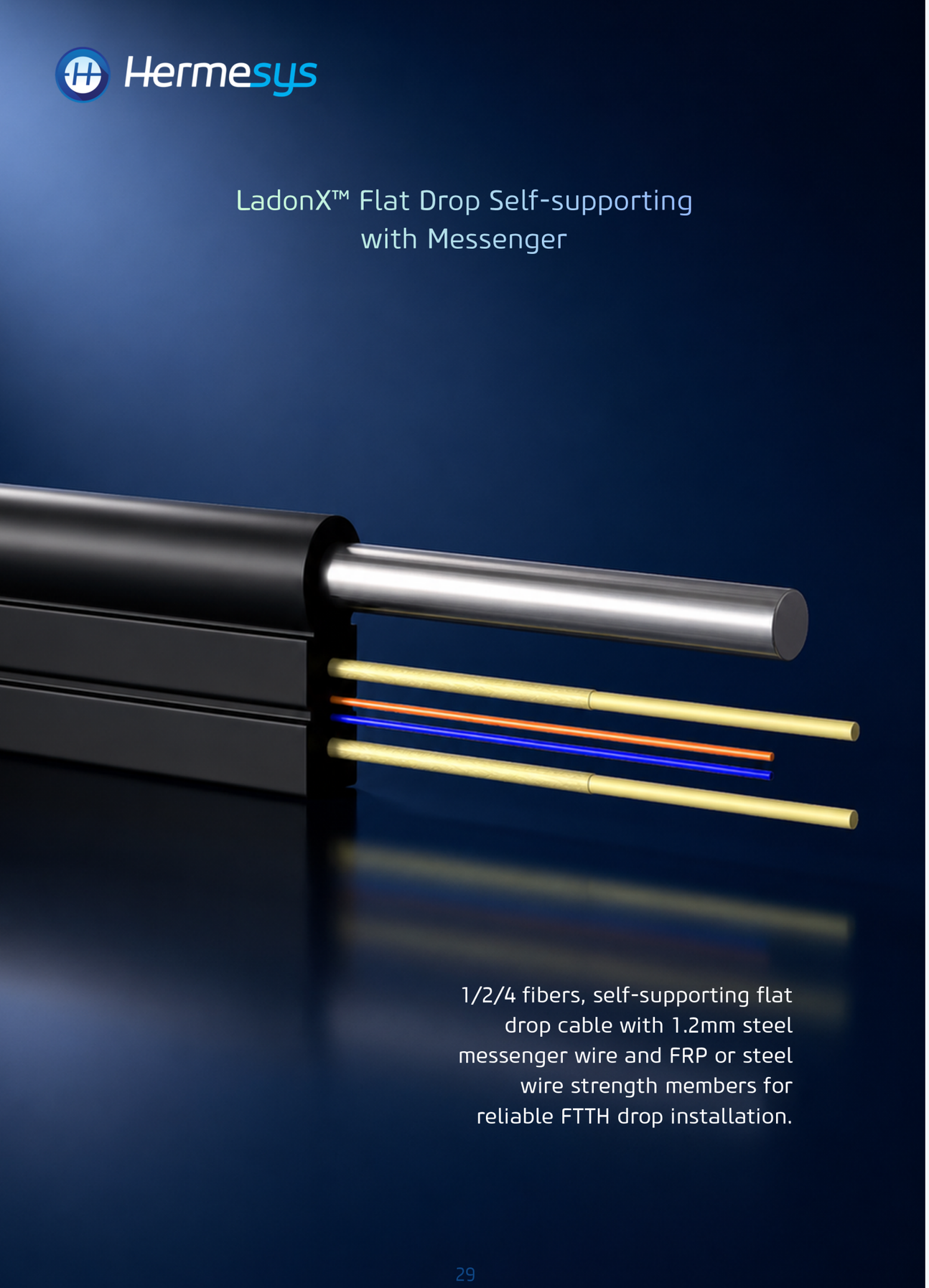

1/2/4 fibers, self-supporting flat drop cable with 1.2mm steel messenger wire and FRP or steel wire strength members for reliable FTTH drop installation.

Technical Specifications

Fiber Count	1/2/4
Cable OD (Approx.)	2.0*5.2mm
Tensile Strength Short Term [*]	600N (Steel Wire)
Tensile Strength Long Term [*]	300N (Steel Wire)
Crush Short Term [*]	1000N/100mm
Crush Long Term [*]	300N/100mm
Parallel Tensile Strength Member Material	FRP/Steel Wire

Product Configuration

Product P/N	Outer Sheath Material [*]	Outer Sheath Color Coding [*]	Flame Retardant Rating	LSOH	Anti-Termite & Anti-Rodent [*]
20xyy15z44	PVC	Black	IEC 60332-1	-	N/A
20xyy25z44	LSOH			IEC61034-2 IEC60754-1&2	

x 'x' denotes fiber type

yy 'yy' denotes fiber count

zz 'zz' denotes Strength member material

[*] [*]For special requirements please contact info@hermesys.com

Applications

Built for stable signal transmission and reliable FTTH drop installation in access and last-mile networks.

- FTTH Access Networks
- Residential Buildings
- Indoor Drop Installation
- Last-Mile Connection
- Telecom Distribution

Hermesys

LadonX™ Figure-8 Stranded Loose Tube Semi-dry CST Armoured Cable



2–144 fibers (12 fibers per tube), figure-8 stranded loose tube construction with jelly-filled PBT tubes, semi-dry water-blocking yarn and tape, CST armouring, plus 7×1.2mm steel messenger wire for reliable aerial installation.

Technical Specifications

Fiber Count	2-36	38-72	74-96	144
Tube and Filler Count	6	6	8	12
Cable OD (Approx.)	7.8*10.5mm	10.0*12.0mm	11.6*13.6mm	14.5*15.6mm
Tensile Strength Short Term [*]	1500N	3000N		
Tensile Strength Long Term [*]	600N	1200N		
Crush Short Term [*]	1000N/100mm	2700N/100mm		
Crush Long Term [*]	300N/100mm	800N/100mm		
Centre Strength Member Material	FRP/Steel Wire			

Product Configuration

Product P/N	Outer Sheath Material [*]	Outer Sheath Color Coding [*]	Flame Retardant Rating	LSOH	Anti-Termite & Anti-Rodent [*]
20xyy02z80	PE	Black	N/A	N/A	-
20xyy02Az80					Yes (Chemical Additive)

x 'x' denotes fiber type

yy 'yy' denotes fiber count

zz 'zz' denotes Strength member material

[*] [*]For special requirements please contact info@hermesys.com

Applications

Built for stable signal transmission and reliable self-supporting aerial installation in telecom, utility, and long-span network applications.

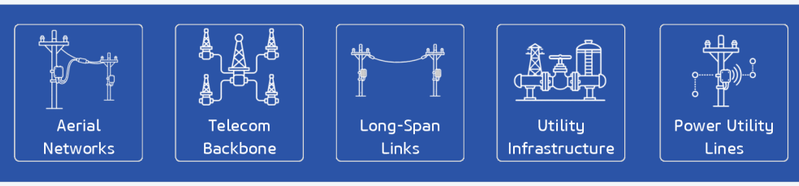

Hermesys

LadonX™ Figure-8 Stranded Loose Tube Semi-dry Non-Armoured Cable



2–144 fibers (12 fibers per tube), figure-8 stranded loose tube construction with jelly-filled PBT tubes, semi-dry water-blocking yarn and tape, plus 7×1.2mm steel messenger wire for reliable aerial installation.

Hermesys

Technical Specifications

Fiber Count	2-36	38-72	74-96	144
Tube and Filler Count	6	6	8	12
Cable OD (Approx.)	7.8*10.0mm	10.0*11.0mm	11.6*12.8mm	14.5*15.3mm
Tensile Strength Short Term [*]	1500N	3000N		
Tensile Strength Long Term [*]	600N	1200N		
Crush Short Term [*]	1000N/100mm	2700N/100mm		
Crush Long Term [*]	300N/100mm	800N/100mm		
Centre Strength Member Material	FRP/Steel Wire			

Product Configuration

Product P/N	Outer Sheath Material [*]	Outer Sheath Color Coding [*]	Flame Retardant Rating	LSOH	Anti-Termite & Anti-Rodent [*]
20xyy02z84	PE	Black	N/A	N/A	-
20xyy02Az84					Yes (Chemical Additive)

x 'x' denotes fiber type

yy 'yy' denotes fiber count

zz 'zz' denotes Strength member material

[*] [*]For special requirements please contact info@hermesys.com

Applications

Built for stable signal transmission and reliable self-supporting aerial installation in telecom, utility, and long-span network applications.

- Aerial Networks
- Telecom Backbone
- Long-Span Links
- Utility Infrastructure
- Power Utility Lines

Hermesys

LadonX™ ADSS Stranded Loose Tube Semi-dry Non-Armoured Cable



2–144 fibers (12 fibers per tube), jelly-filled PBT loose tube construction with semi-dry water blocking and FRP centre strength member.

Technical Specifications

Fiber Count	2-36	38-72	74-96	144
Tube and Filler Count	6	6	8	12
Cable OD (Approx.) 100m	9.5mm	10.5mm	12.8mm	15.6mm
Cable OD (Approx.) 200m	10.2mm	11.0mm	13.4mm	16.4mm
Tensile Strength Short Term [*] 100m	1500N			
Tensile Strength Long Term [*] 100m	600N			
Tensile Strength Short Term [*] 200m	4500N		6000N	9000N
Tensile Strength Long Term [*] 200m	1800N		2400N	3600N
Breaking Load 100m	2500N			3000N
Breaking Load 200m	7500N		10000N	15000N
Crush Short Term [*]	1000N/100mm			
Crush Long Term [*]	300N/100mm			

Product Configuration

Product P/N	Outer Sheath Material [*]	Outer Sheath Color Coding [*]	Flame Retardant Rating	LSOH	Anti-Termite & Anti-Rodent [*]
20xyy02414-100	PE	Black	N/A	N/A	-
20xyy02414-200					-
20xyy02A414-100					Yes (Chemical Additive)
20xyy02A414-200					

x 'x' denotes fiber type

yy 'yy' denotes fiber count

zz 'zz' denotes Strength member material

[*] [*]For special requirements please contact info@hermesys.com

Applications

Built for stable signal transmission and reliable self-supporting aerial installation in telecom, utility, and long-span network applications.

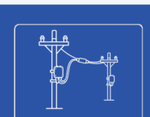
Aerial Networks


Telecom Backbone

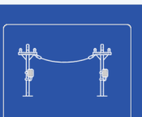
Long-Span Links


Utility Infrastructure


Power Utility Lines

Hermesys

LadonX™ ADSS Stranded Loose Tube Non-Armoured Double Sheath Cable



2–144 fibers (12 fibers per tube), jelly-filled PBT loose tube construction with semi-dry water blocking, FRP centre strength member, and non-armoured double sheath design for reliable aerial installation.

Hermesys

Technical Specifications

Fiber Count	2-36	38-72	74-96	144
Tube and Filler Count	6	6	8	12
Cable OD (Approx.) 100m	10.3mm	11.2mm	13.8mm	17.2mm
Cable OD (Approx.) 200m	11.0mm	11.7mm	14.4mm	18.0mm
Cable OD (Approx.) 400m	11.4mm	12.2mm	15.0mm	18.8mm
Tensile Strength Short Term [*] 100m	1500N			
Tensile Strength Long Term [*] 100m	600N			
Tensile Strength Short Term [*] 200m	4500N		6000N	9000N
Tensile Strength Long Term [*] 200m	1800N		2400N	3600N
Tensile Strength Short Term [*] 400m	12000N		13500N	15000N
Tensile Strength Long Term [*] 400m	4800N		5400N	6000N
Breaking Load 100m	2500N			3000N
Breaking Load 200m	7500N		10000N	15000N
Breaking Load 400m	20000N		22500N	25000N
Crush Short Term [*]	2200N/100mm			
Crush Long Term [*]	600N/100mm			

Product Configuration

Product P/N	Inner & Outer Sheath Material [*]	Inner & Outer Sheath Color Coding [*]	Flame Retardant Rating	LSOH	Anti-Termite & Anti-Rodent [*]
20xyy02414-100	PE	Black	N/A	N/A	-
20xyy02414-200					-
20xyy02414-400					-
20xyy02A414-100					Yes (Chemical Additive)
20xyy02A414-200					
20xyy02A414-400					

x 'x' denotes fiber type

yy 'yy' denotes fiber count

[*] [*]For special requirements please contact info@hermesys.com

Applications

Built for stable signal transmission and reliable self-supporting aerial installation in telecom, utility, and long-span network applications.

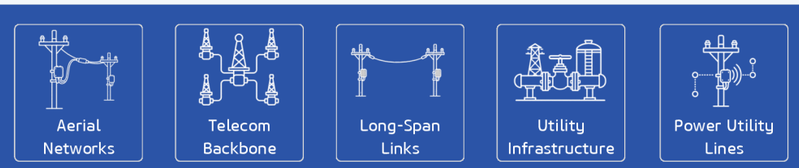

Hermesys

LadonX™ Stranded Loose Tube Semi-dry APL Non-Armoured Ribbon Cable



76–1728 fibers
(12 fibers per ribbon, 8 ribbons per tube), stranded loose tube ribbon cable construction with jelly-filled PBT tubes, semi-dry water blocking, and APL moisture barrier.

Hermesys

Technical Specifications

Fiber Count	576	672	768	864	960	1728
Tube and Filler Count	6	7	8	9	10	18
Cable OD (Approx.)	24.4mm	26.4mm	28.4mm	30.4mm	32.2mm	37.2mm
Tensile Strength Short Term [*]	2700N					
Tensile Strength Long Term [*]	1000N					
Crush Short Term [*]	1500N/100mm					
Crush Long Term [*]	450N/100mm					
Centre Strength Member Material	FRP/Steel Wire					

Product Configuration

Product P/N	Inner & Outer Sheath Material [*]	Inner & Outer Sheath Color Coding [*]	Flame Retardant Rating	LSOH	Anti-Termite & Anti-Rodent [*]
21xyy22z1R124	LSOH	Black	IEC 60332-1	IEC61034-2 IEC60754-1&2	-
21xyy32z1R124	LSOH-FR		IEC 60332-1 IEC 60332-3-24		-
21xyy32Az1R124	LSOH-FR				Yes (Chemical Additive)
21xyy02z1R124	PE		-	-	-
21xyy02Az1R124	PE		-	-	Yes (Chemical Additive)

x 'x' denotes fiber type
yy 'yy' denotes fiber count
zz 'zz' denotes Strength member material
[*] [*]For special requirements please contact info@hermesys.com

Applications

Built for stable high-capacity transmission in telecom backbone, metro, utility, and outdoor duct network applications.

- Telecom Backbone
- Metro Networks
- High-Capacity Links
- Utility Infrastructure
- Duct Installation

Hermesys

LadonX™ Stranded Loose Tube Non-Armoured Rollable Ribbon Cable



432–1728 fibers
(12 fibers per ribbon, 12 ribbons per tube),
PBT loose tube ribbon cable construction
with water-blocking tape for high-capacity
optical transmission.

Technical Specifications

Fiber Count	432	1728
Tube and Filler Count	3	12
Cable OD (Approx.)	14.4mm	24.8mm
Tensile Strength Short Term [*]	600N	2700N
Tensile Strength Long Term [*]	240N	1000N
Crush Short Term [*]	1000N/100mm	
Crush Long Term [*]	300N/100mm	

Product Configuration

Product P/N	Inner & Outer Sheath Material [*]	Inner & Outer Sheath Color Coding [*]	Flame Retardant Rating	LSOH	Anti-Termite & Anti-Rodent [*]
20xyy2321R12P4	LSOH	Black	IEC 60332-1	IEC61034-2 IEC60754-1&2	N/A
20xyy3321R12P4	LSOH-FR		IEC 60332-1 IEC 60332-3-24		

x 'x' denotes fiber type
yy 'yy' denotes fiber count
zz 'zz' denotes Strength member material
[*] [*]For special requirements please contact info@hermesys.com

Applications

Built for stable high-capacity transmission in telecom backbone, metro, utility, and outdoor duct network applications.

- Telecom Backbone
- Metro Networks
- High-Capacity Links
- Utility Infrastructure
- Duct Installation

Hermesys

Hermesys

COPPER DATA CABLE

Copper Data Cable & Multi-Pair Cable

Reliable Structured Cabling for
High-Performance Networks

Hermesys

LadonX™ Category 8.2 S/FTP 22AWG Data Cable



Cable Construction

Conductor	22AWG Annealed Solid Bare Copper
Insulation	Foam-skin PE
Pair Shielding	AL-mylar foil
Overall Shielding	Tinned Copper Wire Braiding
Cable OD (Approx.)	8.4mm
Pulling Tension	110N

Electrical Performance

Frequency Max.	2000MHz
Characteristic Impedance @100m	100Ω
Conductor Resistance Max. @20℃	2.4Ω/30m
Resistance Unbalance Within Pair Max.	2%
Resistance Unbalance Between Pair Max.	5%
Dielectric Strength Conductor/Screen	1.0kV 1min DC
Insulation Resistance Min. @20℃	5000MΩ/km
Capacitance Unbalance Pair-to-ground Max. @1kHz	99pF/30m
Coupling Attenuation	Type I

*40GBaseT channel length up to 30m.

Product Configuration

Product P/N	Outer Sheath Material [*]	Outer Sheath Color Coding [*]	Flame Retardant Rating	LSOH	Package Length [*]
14102-500D	LSOH	Yellow	IEC 60332-1	IEC61034-2 IEC60754-1&2	500m/drum
14103A-500D	LSOH-FR		IEC 60332-1 IEC 60332-3-22		
14103-500D	LSOH-FR		IEC 60332-1 IEC 60332-3-24		

[*] For special requirements, please contact info@hermesys.com

Applications

Built for stable high-capacity transmission in telecom backbone, metro, utility, and outdoor duct network applications.

- Data Centres
- Server Rooms
- 40GBase-T Links
- High-Speed Ethernet
- Structured Cabling

Hermesys

LadonX™ Category 7A
S/FTP 23AWG Data Cable



Cable Construction

Conductor	23AWG Annealed Solid Bare Copper
Insulation	Foam-skin PE
Pair Shielding	AL-mylar foil
Overall Shielding	Tinned Copper Wire Braiding
Cable OD (Approx.)	7.7mm
Pulling Tension	110N

Electrical Performance

Frequency Max.	1000MHz
Characteristic Impedance @100m	100Ω
Conductor Resistance Max. @20℃	9.5Ω/100m
Resistance Unbalance Within Pair Max.	2%
Resistance Unbalance Between Pair Max.	5%
Dielectric Strength Conductor/Screen	1.0kV 1min DC
Insulation Resistance Min. @20℃	5000MΩ/km
Capacitance Unbalance Pair-to-ground Max. @1kHz	1600pF/km
Coupling Attenuation	Type II

Product Configuration

Product P/N	Outer Sheath Material [*]	Outer Sheath Color Coding [*]	Flame Retardant Rating	LSOH	Package Length [*]
149042-500D	LSOH	Blue	IEC 60332-1	IEC61034-2 IEC60754-1&2	500m/drum
149043A-500D	LSOH-FR		IEC 60332-1 IEC 60332-3-22		
149043-500D	LSOH-FR		IEC 60332-1 IEC 60332-3-24		

[*] For special requirements, please contact info@hermesys.com

Applications

Built for stable high-capacity transmission in telecom backbone, metro, utility, and outdoor duct network applications.

- Data Centres
- Server Rooms
- 40GBase-T Links
- High-Speed Ethernet
- Structured Cabling

Hermesys

LadonX™ Category 7
S/FTP 23AWG Data Cable



Cable Construction

Conductor	23AWG Annealed Solid Bare Copper
Insulation	Foam-skin PE
Pair Shielding	AL-mylar foil
Overall Shielding	Tinned Copper Wire Braiding
Cable OD (Approx.)	7.5mm
Pulling Tension	110N

Electrical Performance

Frequency Max.	600MHz
Characteristic Impedance @100m	100Ω
Conductor Resistance Max. @20℃	9.5Ω/100m
Resistance Unbalance Within Pair Max.	2%
Resistance Unbalance Between Pair Max.	5%
Dielectric Strength Conductor/Screen	1.0kV 1min DC
Insulation Resistance Min. @20℃	5000MΩ/km
Capacitance Unbalance Pair-to-ground Max. @1kHz	1600pF/km
Coupling Attenuation	Type II

Product Configuration

Product P/N	Outer Sheath Material [*]	Outer Sheath Color Coding [*]	Flame Retardant Rating	LSOH	Package Length [*]
14842-500D	LSOH	Blue	IEC 60332-1	IEC61034-2 IEC60754-1&2	500m/drum
14843A-500D	LSOH-FR		IEC 60332-1 IEC 60332-3-22		
14843-500D	LSOH-FR		IEC 60332-1 IEC 60332-3-24		

[*] For special requirements, please contact info@hermesys.com

Applications

Built for stable high-capacity transmission in telecom backbone, metro, utility, and outdoor duct network applications.

- Data Centres
- Server Rooms
- 40GBase-T Links
- High-Speed Ethernet
- Structured Cabling

Hermesys

LadonX™ Category 6A S/FTP 23AWG Data Cable



Cable Construction

Conductor	23AWG Annealed Solid Bare Copper
Insulation	Foam-skin PE
Pair Shielding	AL-mylar foil
Overall Shielding	Tinned Copper Wire Braiding
Cable OD (Approx.)	7.5mm
Pulling Tension	110N

Electrical Performance

Frequency Max.	500MHz
Characteristic Impedance @100m	100Ω
Conductor Resistance Max. @20℃	9.38Ω/100m
Resistance Unbalance Within Pair Max.	2%
Resistance Unbalance Between Pair Max.	5%
Dielectric Strength Conductor/Screen	1.0kV 1min DC
Insulation Resistance Min. @20℃	5000MΩ/km
Mutual Capacitance Max. @1kHz @20℃	5.6nF/100m
Capacitance Unbalance Pair-to-ground Max. @1kHz @20℃	330pF/100m
Coupling Attenuation	Type II

Product Configuration

Product P/N	Outer Sheath Material [*]	Outer Sheath Color Coding [*]	Flame Retardant Rating	LSOH	Package Length [*]
14742-500D	LSOH	Blue	IEC 60332-1	IEC61034-2 IEC60754-1&2	500m/drum
14743A-500D	LSOH-FR		IEC 60332-1 IEC 60332-3-22		
14743-500D	LSOH-FR		IEC 60332-1 IEC 60332-3-24		

[*] For special requirements, please contact info@hermesys.com

Applications

Designed for reliable 10G Ethernet transmission in structured cabling, enterprise networks, data centres, and server room applications.

- Data Centres
- Server Rooms
- 10G Ethernet
- Enterprise Networks
- Structured Cabling

Hermesys

LadonX™ Category 6A F/FTP 23AWG Data Cable



Cable Construction

Conductor	23AWG Annealed Solid Bare Copper
Insulation	Foam-skin PE
Pair Shielding	AL-mylar foil
Drain Wire	Tinned Copper
Overall Shielding	AL-mylar foil
Cable OD (Approx.)	7.7mm
Pulling Tension	110N

Electrical Performance

Frequency Max.	500MHz
Characteristic Impedance @100m	100Ω
Conductor Resistance Max. @20℃	9.38Ω/100m
Resistance Unbalance Within Pair Max.	2%
Resistance Unbalance Between Pair Max.	5%
Dielectric Strength Conductor/Screen	1.0kV 1min DC
Insulation Resistance Min. @20℃	5000MΩ/km
Mutual Capacitance Max. @1kHz @20℃	5.6nF/100m
Capacitance Unbalance Pair-to-ground Max. @1kHz @20℃	330pF/100m
Coupling Attenuation	Type II

Product Configuration

Product P/N	Outer Sheath Material [*]	Outer Sheath Color Coding [*]	Flame Retardant Rating	LSOH	Package Length [*]
13742-500D	LSOH	Blue	IEC 60332-1	IEC61034-2 IEC60754-1&2	500m/drum
13743A-500D	LSOH-FR		IEC 60332-1 IEC 60332-3-22		
13743-500D	LSOH-FR		IEC 60332-1 IEC 60332-3-24		

[*] For special requirements, please contact info@hermesys.com

Applications

Designed for reliable 10G Ethernet transmission in structured cabling, enterprise networks, data centres, and server room applications.

- Data Centres
- Server Rooms
- 10G Ethernet
- Enterprise Networks
- Structured Cabling

Hermesys

LadonX™ Category 6A U/FTP 23AWG Data Cable



Cable Construction

Conductor	23AWG Annealed Solid Bare Copper
Insulation	Foam-skin PE
Pair Shielding	AL-mylar foil
Drain Wire	Tinned Copper
Cable OD (Approx.)	7.3mm
Pulling Tension	110N

Electrical Performance

Frequency Max.	500MHz
Characteristic Impedance @100m	100Ω
Conductor Resistance Max. @20℃	9.38Ω/100m
Resistance Unbalance Within Pair Max.	2%
Resistance Unbalance Between Pair Max.	5%
Dielectric Strength Conductor/Screen	1.0kV 1min DC
Insulation Resistance Min. @20℃	5000MΩ/km
Mutual Capacitance Max. @1kHz @20℃	5.6nF/100m
Capacitance Unbalance Pair-to-ground Max. @1kHz @20℃	330pF/100m
Coupling Attenuation	Type II

Product Configuration

Product P/N	Outer Sheath Material [*]	Outer Sheath Color Coding [*]	Flame Retardant Rating	LSOH	Package Length [*]
12742-500D	LSOH	Blue	IEC 60332-1	IEC61034-2 IEC60754-1&2	500m/drum
12743A-500D	LSOH-FR		IEC 60332-1 IEC 60332-3-22		
12743-500D	LSOH-FR		IEC 60332-1 IEC 60332-3-24		

[*] For special requirements, please contact info@hermesys.com

Applications

Designed for reliable 10G Ethernet transmission in structured cabling, enterprise networks, data centres, and server room applications.

Data Centres

Server Rooms

10G Ethernet

Enterprise Networks

Structured Cabling

Hermesys

LadonX™ Category 6A F/UTP 23AWG Data Cable



Cable Construction

Conductor	23AWG Annealed Solid Bare Copper
Insulation	Foam-skin PE
Drain Wire	Tinned Copper
Overall Shielding	AL-mylar foil
Cable OD (Approx.)	7.3mm
Pulling Tension	110N

Electrical Performance

Frequency Max.	500MHz
Characteristic Impedance @100m	100Ω
Conductor Resistance Max. @20℃	9.38Ω/100m
Resistance Unbalance Within Pair Max.	2%
Resistance Unbalance Between Pair Max.	5%
Dielectric Strength Conductor/Screen	1.0kV 1min DC
Insulation Resistance Min. @20℃	5000MΩ/km
Mutual Capacitance Max. @1kHz @20℃	5.6nF/100m
Capacitance Unbalance Pair-to-ground Max. @1kHz @20℃	330pF/100m
Coupling Attenuation	Type II

Product Configuration

Product P/N	Outer Sheath Material [*]	Outer Sheath Color Coding [*]	Flame Retardant Rating	LSOH	Package Length [*]
11742-500D	LSOH	Blue	IEC 60332-1	IEC61034-2 IEC60754-1&2	500m/drum
11743A-500D	LSOH-FR		IEC 60332-1 IEC 60332-3-22		
11743-500D	LSOH-FR		IEC 60332-1 IEC 60332-3-24		

[*] For special requirements, please contact info@hermesys.com

Applications

Designed for reliable 10G Ethernet transmission in structured cabling, enterprise networks, data centres, and server room applications.

- Data Centres
- Server Rooms
- 10G Ethernet
- Enterprise Networks
- Structured Cabling

Hermesys

LadonX™ Category 6A
U/UTP 23AWG OIT Data Cable



Cable Construction

Conductor	23AWG Annealed Solid Bare Copper
Insulation	PE
Overall Isolation Tape (OIT)	AL-mylar foil
Cable OD (Approx.)	7.4mm
Pulling Tension	110N

Electrical Performance

Frequency Max.	500MHz
Characteristic Impedance @100m	100Ω
Conductor Resistance Max. @20℃	9.38Ω/100m
Resistance Unbalance Within Pair Max.	2%
Resistance Unbalance Between Pair Max.	5%
Dielectric Strength Conductor/Screen	1.0kV 1min DC
Insulation Resistance Min. @20℃	5000MΩ/km
Mutual Capacitance Max. @1kHz @20℃	5.6nF/100m
Capacitance Unbalance Pair-to-ground Max. @1kHz @20℃	330pF/100m

Product Configuration

Product P/N	Outer Sheath Material [*]	Outer Sheath Color Coding [*]	Flame Retardant Rating	LSOH	Package Length [*]
10(1)742-500D	LSOH	Blue	IEC 60332-1	IEC61034-2 IEC60754-1&2	500m/drum
10(1)743A-500D	LSOH-FR		IEC 60332-1 IEC 60332-3-22		
10(1)743-500D	LSOH-FR		IEC 60332-1 IEC 60332-3-24		

[*] For special requirements, please contact info@hermesys.com

Applications

Designed for reliable 10G Ethernet transmission in structured cabling, enterprise networks, data centres, and server room applications.

- Data Centres
- Server Rooms
- 10G Ethernet
- Enterprise Networks
- Structured Cabling

Hermesys

LadonX™ Category 6A U/UTP 23AWG Data Cable



Cable Construction

Conductor	23AWG Annealed Solid Bare Copper
Insulation	PE
Central Crosstalk Cancellation	Non-metallic Separator
Cable OD (Approx.)	7.1mm
Pulling Tension	110N

Electrical Performance

Frequency Max.	500MHz
Characteristic Impedance @100m	100Ω
Conductor Resistance Max. @20℃	9.38Ω/100m
Resistance Unbalance Within Pair Max.	2%
Resistance Unbalance Between Pair Max.	5%
Dielectric Strength Conductor/Screen	1.0kV 1min DC
Insulation Resistance Min. @20℃	5000MΩ/km
Mutual Capacitance Max. @1kHz @20℃	5.6nF/100m
Capacitance Unbalance Pair-to-ground Max. @1kHz @20℃	330pF/100m

Product Configuration

Product P/N	Outer Sheath Material [*]	Outer Sheath Color Coding [*]	Flame Retardant Rating	LSOH	Package Length [*]
10742-500D	LSOH	Blue	IEC 60332-1	IEC61034-2 IEC60754-1&2	500m/drum
10743A-500D	LSOH-FR		IEC 60332-1 IEC 60332-3-22		
10743-500D	LSOH-FR		IEC 60332-1 IEC 60332-3-24		

[*] For special requirements, please contact info@hermesys.com

Applications

Designed for reliable 10G Ethernet transmission in structured cabling, enterprise networks, data centres, and server room applications.

- Data Centres
- Server Rooms
- 10G Ethernet
- Enterprise Networks
- Structured Cabling

Hermesys

LadonX™ Category 6
S/FTP 23AWG Data Cable



Cable Construction

Conductor	23AWG Annealed Solid Bare Copper
Insulation	Foam-skin PE
Pair Shielding	AL-mylar foil
Overall Shielding	Tinned Copper Wire Braiding
Cable OD (Approx.)	7.5mm
Pulling Tension	110N

Electrical Performance

Frequency Max.	250MHz
Characteristic Impedance @100m	100Ω
Conductor Resistance Max. @20℃	9.38Ω/100m
Resistance Unbalance Within Pair Max.	2.5%
Resistance Unbalance Between Pair Max.	5%
Dielectric Strength Conductor/Screen	1.0kV 1min DC
Insulation Resistance Min. @20℃	5000MΩ/km
Mutual Capacitance Max. @1kHz @20℃	5.6nF/100m
Capacitance Unbalance Pair-to-ground Max. @1kHz @20℃	330pF/100m

Product Configuration

Product P/N	Outer Sheath Material [*]	Outer Sheath Color Coding [*]	Flame Retardant Rating	LSOH	Package Length [*]
14641-500D	PVC	Grey	IEC 60332-1	-	500m/drum
14642-500D	LSOH			IEC61034-2 IEC60754-1&2	
14643A-500D	LSOH-FR		IEC 60332-1 IEC 60332-3-22		
14643-500D	LSOH-FR		IEC 60332-1 IEC 60332-3-24		

[*] For special requirements, please contact info@hermesys.com

Applications

Designed for reliable Ethernet transmission in office networks, structured cabling, building infrastructure, and equipment room applications.

- Equipment Rooms
- Building Infrastructure
- Office Networks
- Ethernet Links
- Structured Cabling

LadonX™ Category 6 U/FTP 23AWG Data Cable



Cable Construction

Conductor	23AWG Annealed Solid Bare Copper
Insulation	Foam-skin PE
Pair Shielding	AL-mylar foil
Drain Wire	Tinned Copper
Cable OD (Approx.)	7.3mm
Pulling Tension	110N

Electrical Performance

Frequency Max.	250MHz
Characteristic Impedance @100m	100Ω
Conductor Resistance Max. @20℃	9.38Ω/100m
Resistance Unbalance Within Pair Max.	2.5%
Resistance Unbalance Between Pair Max.	5%
Dielectric Strength Conductor/Screen	1.0kV 1min DC
Insulation Resistance Min. @20℃	5000MΩ/km
Mutual Capacitance Max. @1kHz @20℃	5.6nF/100m
Capacitance Unbalance Pair-to-ground Max. @1kHz @20℃	330pF/100m

Product Configuration

Product P/N	Outer Sheath Material [*]	Outer Sheath Color Coding [*]	Flame Retardant Rating	LSOH	Package Length [*]
12641-500D	PVC	Grey	IEC 60332-1	-	500m/drum
12642-500D	LSOH			IEC61034-2 IEC60754-1&2	
12643A-500D	LSOH-FR		IEC 60332-1 IEC 60332-3-22		
12643-500D	LSOH-FR		IEC 60332-1 IEC 60332-3-24		

[*] For special requirements, please contact info@hermesys.com

Applications

Designed for reliable Ethernet transmission in office networks, structured cabling, building infrastructure, and equipment room applications.

Equipment Rooms | Building Infrastructure | Office Networks | Ethernet Links | Structured Cabling

Hermesys

LadonX™ Category 6 F/UTP 23AWG Data Cable



Cable Construction

Conductor	23AWG Annealed Solid Bare Copper
Insulation	PE
Drain Wire	Tinned Copper
Overall Shielding	AL-mylar foil
Cable OD (Approx.)	7.4mm
Pulling Tension	110N

Electrical Performance

Frequency Max.	250MHz
Characteristic Impedance @100m	100Ω
Conductor Resistance Max. @20℃	9.38Ω/100m
Resistance Unbalance Within Pair Max.	2.5%
Resistance Unbalance Between Pair Max.	5%
Dielectric Strength Conductor/Screen	1.0kV 1min DC
Insulation Resistance Min. @20℃	5000MΩ/km
Mutual Capacitance Max. @1kHz @20℃	5.6nF/100m
Capacitance Unbalance Pair-to-ground Max. @1kHz @20℃	330pF/100m

Product Configuration

Product P/N	Outer Sheath Material [*]	Outer Sheath Color Coding [*]	Flame Retardant Rating	LSOH	Package Length [*]
11641-500D	PVC	Grey	IEC 60332-1	-	500m/drum
11642-500D	LSOH			IEC61034-2 IEC60754-1&2	
11643A-500D	LSOH-FR		IEC 60332-1 IEC 60332-3-22		
11643-500D	LSOH-FR		IEC 60332-1 IEC 60332-3-24		

[*] For special requirements, please contact info@hermesys.com

Applications

Designed for reliable Ethernet transmission in office networks, structured cabling, building infrastructure, and equipment room applications.

- Equipment Rooms
- Building Infrastructure
- Office Networks
- Ethernet Links
- Structured Cabling

Hermesys

LadonX™ Category 6 U/UTP 23AWG Data Cable



Cable Construction

Conductor	23AWG Annealed Solid Bare Copper	
Insulation	PE	
Central Crosstalk Cancellation	Non-metallic Separator	
Cable OD (Approx.)	6.0mm	7.0mm (LSOH-FR)
Pulling Tension	110N	

Electrical Performance

Frequency Max.	250MHz
Characteristic Impedance @100m	100Ω
Conductor Resistance Max. @20℃	9.38Ω/100m
Resistance Unbalance Within Pair Max.	2.5%
Resistance Unbalance Between Pair Max.	5%
Dielectric Strength Conductor/Screen	1.0kV 1min DC
Insulation Resistance Min. @20℃	5000MΩ/km
Mutual Capacitance Max. @1kHz @20℃	5.6nF/100m
Capacitance Unbalance Pair-to-ground Max. @1kHz @20℃	330pF/100m

Product Configuration

Product P/N	Outer Sheath Material [*]	Outer Sheath Color Coding [*]	Flame Retardant Rating	LSOH	Package Length [*]
10641-305B	PVC	Grey	IEC 60332-1	-	305m/Box
10642-305B	LSOH			IEC61034-2 IEC60754-1&2	
10643A-305B	LSOH-FR		IEC 60332-1 IEC 60332-3-22		
10643-305B	LSOH-FR		IEC 60332-1 IEC 60332-3-24		
10640-305B	PE	Black	-	-	

[*] For special requirements, please contact info@hermesys.com

Applications

Designed for reliable Ethernet transmission in office networks, structured cabling, building infrastructure, and equipment room applications.

- Equipment Rooms
- Building Infrastructure
- Office Networks
- Ethernet Links
- Structured Cabling

Hermesys

LadonX™ Category 6 U/UTP 23AWG Super Flex Data Cable



Cable Construction

Conductor	23AWG Annealed Solid Bare Copper
Insulation	PE
Central Crosstalk Cancellation	N/A (Super Flex)
Cable OD (Approx.)	5.6mm
Pulling Tension	110N

Electrical Performance

Frequency Max.	250MHz
Characteristic Impedance @100m	100Ω
Conductor Resistance Max. @20℃	9.38Ω/100m
Resistance Unbalance Within Pair Max.	2.5%
Resistance Unbalance Between Pair Max.	5%
Dielectric Strength Conductor/Screen	1.0kV 1min DC
Insulation Resistance Min. @20℃	5000MΩ/km
Mutual Capacitance Max. @1kHz @20℃	5.6nF/100m
Capacitance Unbalance Pair-to-ground Max. @1kHz @20℃	330pF/100m

Product Configuration

Product P/N	Outer Sheath Material [*]	Outer Sheath Color Coding [*]	Flame Retardant Rating	LSOH	Package Length [*]
10641S-305B	PVC	Grey	IEC 60332-1	-	305m/Box
10642S-305B	LSOH			IEC61034-2 IEC60754-1&2	

[*] For special requirements, please contact info@hermesys.com

Applications

Designed for reliable Ethernet transmission in office networks, structured cabling, building infrastructure, and equipment room applications.









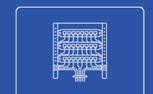

Hermesys

LadonX™ Category 6 U/UTP 24AWG Data Cable



Cable Construction

Conductor	24AWG Annealed Solid Bare Copper
Insulation	PE
Central Crosstalk Cancellation	Non-metallic Separator
Cable OD (Approx.)	5.7mm
Pulling Tension	110N

Electrical Performance

Frequency Max.	250MHz
Characteristic Impedance @100m	100Ω
Conductor Resistance Max. @20℃	9.38Ω/100m
Resistance Unbalance Within Pair Max.	2.5%
Resistance Unbalance Between Pair Max.	5%
Dielectric Strength Conductor/Screen	1.0kV 1min DC
Insulation Resistance Min. @20℃	5000MΩ/km
Mutual Capacitance Max. @1kHz @20℃	5.6nF/100m
Capacitance Unbalance Pair-to-ground Max. @1kHz @20℃	330pF/100m

Product Configuration

Product P/N	Outer Sheath Material [*]	Outer Sheath Color Coding [*]	Flame Retardant Rating	LSOH	Package Length [*]
10641E-305B	PVC	Grey	IEC 60332-1	-	305m/Box
10642E-305B	LSOH			IEC61034-2 IEC60754-1&2	

[*] For special requirements, please contact info@hermesys.com

Applications

Designed for reliable Ethernet transmission in office networks, structured cabling, building infrastructure, and equipment room applications.

- Equipment Rooms
- Building Infrastructure
- Office Networks
- Ethernet Links
- Structured Cabling

Hermesys

LadonX™ Category 6 U/UTP 23AWG Jelly-Filled PE Data Cable



Cable Construction

Conductor	23AWG Annealed Solid Bare Copper
Insulation	Foam-skin PE
Central Crosstalk Cancellation	Non-metallic Separator
Water Blocking	Jelly Filled
Cable OD (Approx.)	6.8mm
Pulling Tension	110N

Electrical Performance

Frequency Max.	250MHz
Characteristic Impedance @100m	100Ω
Conductor Resistance Max. @20℃	9.38Ω/100m
Resistance Unbalance Within Pair Max.	2.5%
Resistance Unbalance Between Pair Max.	5%
Dielectric Strength Conductor/Screen	1.0kV 1min DC
Insulation Resistance Min. @20℃	5000MΩ/km
Mutual Capacitance Max. @1kHz @20℃	5.6nF/100m
Capacitance Unbalance Pair-to-ground Max. @1kHz @20℃	330pF/100m

Product Configuration

Product P/N	Outer Sheath Material [*]	Outer Sheath Color Coding [*]	Flame Retardant Rating	LSOH	Package Length [*]
106400-305B	PE	Black	N/A	N/A	305m/Box

[*] For special requirements, please contact info@hermesys.com

Applications

Designed for reliable Ethernet transmission in office networks, structured cabling, building infrastructure, and equipment room applications.

- Equipment Rooms
- Building Infrastructure
- Office Networks
- Ethernet Links
- Structured Cabling

Hermesys

LadonX™ Category 5e F/UTP 24AWG Data Cable



Cable Construction

Conductor	24AWG Annealed Solid Bare Copper
Insulation	PE
Drain Wire	Tinned Copper
Overall Shielding	AL-mylar foil
Cable OD (Approx.)	5.8mm
Pulling Tension	110N

Electrical Performance

Frequency Max.	100MHz
Characteristic Impedance @100m	100Ω
Conductor Resistance Max. @20℃	9.38Ω/100m
Resistance Unbalance Within Pair Max.	2.5%
Resistance Unbalance Between Pair Max.	5%
Dielectric Strength Conductor/Screen	1.0kV 1min DC
Insulation Resistance Min. @20℃	5000MΩ/km
Mutual Capacitance Max. @1kHz @20℃	5.6nF/100m
Capacitance Unbalance Pair-to-ground Max. @1kHz @20℃	330pF/100m

Product Configuration

Product P/N	Outer Sheath Material [*]	Outer Sheath Color Coding [*]	Flame Retardant Rating	LSOH	Package Length [*]
11541-500D	PVC	Grey	IEC 60332-1	-	500m/drum
11542-500D	LSOH			IEC61034-2 IEC60754-1&2	

[*] For special requirements, please contact info@hermesys.com

Applications

Designed for reliable Ethernet connections in office networks, structured cabling, equipment rooms, and general building network applications.

- Office Networks
- Server Rooms
- Gigabit Ethernet
- Ethernet Networks
- Structured Cabling

Hermesys

LadonX™ Category 5e U/UTP 24AWG Data Cable



Cable Construction

Conductor	24AWG Annealed Solid Bare Copper
Insulation	PE
Cable OD (Approx.)	5.0mm
Pulling Tension	110N

Electrical Performance

Frequency Max.	100MHz
Characteristic Impedance @100m	100Ω
Conductor Resistance Max. @20℃	9.38Ω/100m
Resistance Unbalance Within Pair Max.	2.5%
Resistance Unbalance Between Pair Max.	5%
Dielectric Strength Conductor/Screen	1.0kV 1min DC
Insulation Resistance Min. @20℃	5000MΩ/km
Mutual Capacitance Max. @1kHz @20℃	5.6nF/100m
Capacitance Unbalance Pair-to-ground Max. @1kHz @20℃	330pF/100m

Product Configuration

Product P/N	Outer Sheath Material [*]	Outer Sheath Color Coding [*]	Flame Retardant Rating	LSOH	Package Length [*]
10541-305B	PVC	Grey	IEC 60332-1	-	305m/Box
10542-305B	LSOH			IEC61034-2 IEC60754-1&2	
10540-305B	PE	Black	-	-	

[*] For special requirements, please contact info@hermesys.com

Applications

Designed for reliable Ethernet connections in office networks, structured cabling, equipment rooms, and general building network applications.

- Office Networks
- Server Rooms
- Gigabit Ethernet
- Ethernet Networks
- Structured Cabling

Hermesys

LadonX™ Category 5e
F/UTP 24AWG Multi-pair Data Cable



Cable Construction

Conductor	24AWG Annealed Solid Bare Copper
Insulation	PE
Pair Count	25P
Drain Wire	Tinned Copper
Overall Shielding	AL-mylar foil
Cable OD (Approx.)	15.5mm

Electrical Performance

Frequency Max.	100MHz
Characteristic Impedance @100m	100Ω
Conductor Resistance Max. @20℃	9.38Ω/100m
Resistance Unbalance Within Pair Max.	2.5%
Resistance Unbalance Between Pair Max.	5%
Dielectric Strength Conductor/Screen	1.0kV 1min DC
Insulation Resistance Min. @20℃	5000MΩ/km
Mutual Capacitance Max. @1kHz @20℃	5.6nF/100m
Capacitance Unbalance Pair-to-ground Max. @1kHz @20℃	330pF/100m

Product Configuration

Product P/N	Outer Sheath Material [*]	Outer Sheath Color Coding [*]	Flame Retardant Rating	LSOH	Package Length [*]
1152E1-50	PVC	Grey	IEC 60332-1	-	500m/drum
1152E2-50	LSOH			IEC61034-2 IEC60754-1&2	
1152E0-50	PE	Black	-	-	

[*] For special requirements, please contact info@hermesys.com

Applications

Designed for voice and data cabling in telecom distribution, building backbone, equipment rooms, and structured cabling applications.

- Building Backbone
- Equipment Rooms
- Voice & Data Networks
- Telecom Distribution
- Structured Cabling



LadonX™ Category 5e
U/UTP 24AWG Multi-pair Data Cable

Cable Construction

Conductor	24AWG Annealed Solid Bare Copper
Insulation	PE
Pair Count	25P
Cable OD (Approx.)	13mm

Electrical Performance

Frequency Max.	100MHz
Characteristic Impedance @100m	100Ω
Conductor Resistance Max. @20℃	9.38Ω/100m
Resistance Unbalance Within Pair Max.	2.5%
Resistance Unbalance Between Pair Max.	5%
Dielectric Strength Conductor/Screen	1.0kV 1min DC
Insulation Resistance Min. @20℃	5000MΩ/km
Mutual Capacitance Max. @1kHz @20℃	5.6nF/100m
Capacitance Unbalance Pair-to-ground Max. @1kHz @20℃	330pF/100m

Product Configuration

Product P/N	Outer Sheath Material [*]	Outer Sheath Color Coding [*]	Flame Retardant Rating	LSOH	Package Length [*]
1052E1-50	PVC	Grey	IEC 60332-1	-	500m/drum
1052E2-50	LSOH			IEC61034-2 IEC60754-1&2	
1052E0-50	PE	Black	-	-	

[*] For special requirements, please contact info@hermesys.com

Applications

Designed for voice and data cabling in telecom distribution, building backbone, equipment rooms, and structured cabling applications.

- Building Backbone
- Equipment Rooms
- Voice & Data Networks
- Telecom Distribution
- Structured Cabling

Hermesys

LadonX™ Category 3 U/UTP Multi-pair Data Cable



Cable Construction

Conductor	0.50mm Annealed Solid Bare Copper		
Insulation	PE		
Pair Count	25P	50P	100P
Cable OD (Approx.)	12.2mm	16.5mm	22.5mm

Electrical Performance

Frequency Max.	16MHz
Conductor Resistance Max. @20℃	9.38Ω/100m
Resistance Unbalance Within Pair Max.	2.5%
Dielectric Strength Conductor/Screen	1.0kV 1min DC
Mutual Capacitance Max. @1kHz @20℃	6.6nF/100m
Capacitance Unbalance Pair-to-ground Max. @1kHz @20℃	330pF/100m

Product Configuration

Product P/N	Outer Sheath Material [*]	Outer Sheath Color Coding [*]	Flame Retardant Rating	LSOH	Package Length [*]
103xxx1-50	PVC	Grey	IEC 60332-1	-	500m/drum
103xxx2-50	LSOH			IEC61034-2 IEC60754-1&2	
103xxx0-50	PE	Black	-	-	

xxx 'xxx' denotes pair count

[*] [*]For special requirements, please contact: info@hermesys.com

Applications

Built for reliable voice, low-speed data, telecom distribution, and building backbone applications.

- PBX Systems
- Building Distribution
- Voice Networks
- Low-Speed Data
- Telecom Cabling

Hermesys

LadonX™ Telephone U/UTP Multi-pair Cable



Cable Construction

Conductor	0.50mm Annealed Solid Bare Copper
Insulation	PE
Pair Count	5P-1600P
Cable OD (Approx.)	9.5mm-85.5mm

Electrical Performance

Frequency Max.	16MHz
Conductor Resistance Max. @20℃	9.5Ω/100m
Resistance Unbalance Within Pair Max.	5%
Dielectric Strength Conductor/Screen	1.0kV 1min DC
Mutual Capacitance Max. @1kHz @20℃	6.4nF/100m
Capacitance Unbalance Pair-to-ground Max. @1kHz @20℃	263pF/100m

Product Configuration

Product P/N	Outer Sheath Material [*]	Outer Sheath Color Coding [*]	Flame Retardant Rating	LSOH	Package Length [*]
102xxx1-50	PVC	Grey	IEC 60332-1	-	500m/drum
102xxx2-50	LSOH			IEC61034-2 IEC60754-1&2	
102xxx0-50	PE	Black	-	-	

xxx 'xxx' denotes pair count

[*] [*]For special requirements, please contact: info@hermesys.com

Applications

Designed for telephone networks, voice cabling, PBX systems, telecom distribution, and building backbone applications.

- Telecom Distribution
- Building Backbone
- Telephone Networks
- PBX Systems
- Voice Cabling

Hermesys Ltd.
New Burlington House, 1075 Finchley Road, London, UK

Hermesys LLC
30N Gould St Ste R, Sheridan, WY 82801, USA

Shanghai Hermesys Network Technology Co., Ltd.
CaoHeJing MeiLong Science and Technology Oasis,
Minhang District, Shanghai P.R.C. 200237, China

Hermesys Pte Ltd.
27 New Industrial Rd, #06-06 Novelty Techpoint, 536212 Singapore

Hermesys Co., Ltd.
Office 7B, 99/30, Moo 4, Software Park, Chaeng Wattana Road,Tambon Pakkred, Amphoe
Klong Kluea, Nonthaburi, 11120, Thailand

SCRD Co., Ltd.
Saigon Trade Center, No. 37 Ton Duc Thang, Sai Gon Ward, Ho Chi Minh City, Vietnam

E-mail: info@hermesys.com
Website: www.hermesys.com